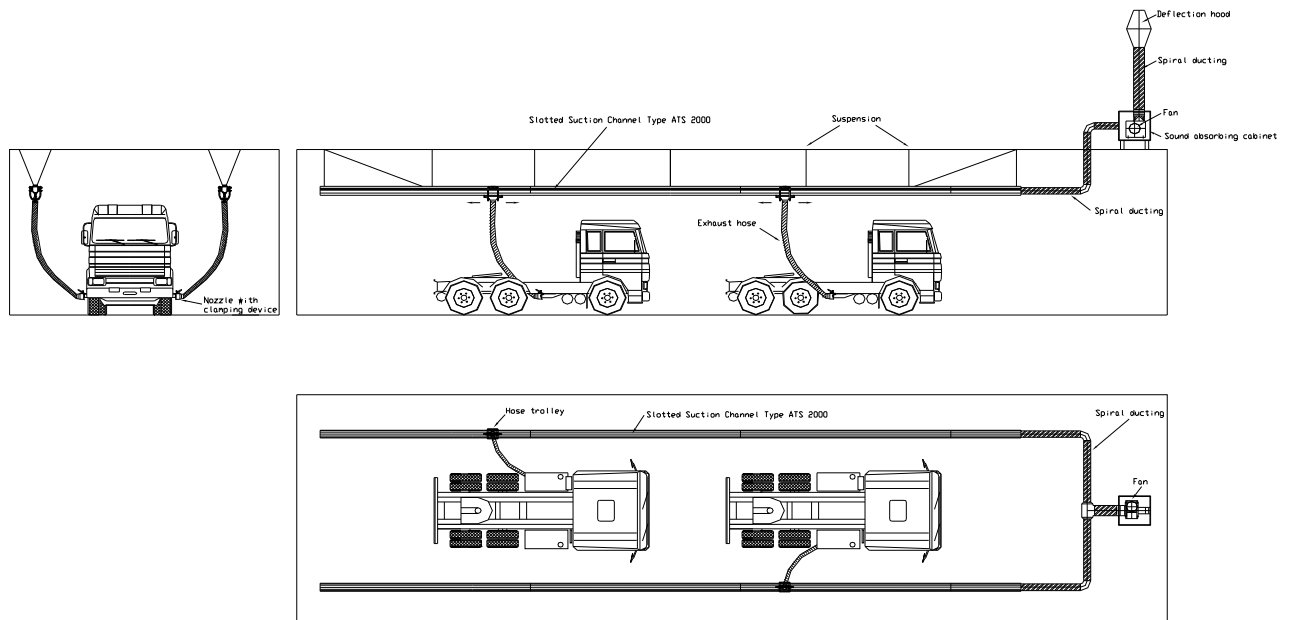


We care about you !





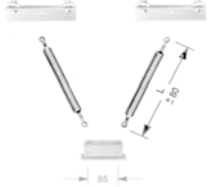



Exhaust Extraction Systems for TRUCKS











Part No.	Description	Price	Photo
----------	-------------	-------	-------

System Type "Slotted Suction Channel"










100-001	Slotted Suction Channel Type ATS 2000 Section 290cm ² , made of Aluminium Standard Length: 6m Weight: ~13kg/m Slotted Channel Includes: Stainless Steel Spring Clamps, Neoprene Sealing Lips Temp. resistant up to +200°C		
110-001	Duct Connector Type ATS 2000 zinc coated steel		
110-011	Duct Connection Plate stabilized the duct connection		
110-005	End Cover Type ATS 2000 made of Aluminium		
110-003	Limit Stop Type ATS 2000 1 Set = 4 Pcs		
122-160 122-200 122-250	Air Duct Connection Front Type SSR2 zinc coated steel Ø 160mm Ø 200mm Ø 250mm		
1211-160	Air Duct Connection Front Type SSV2 cast aluminium for directly flanging of the fan Ø 160mm		
120-160 120-200 120-250	Air Duct Connection Top Type OOR2 zinc coated steel Ø 160mm Ø 200mm Ø 250mm		
1201-160	Air Duct Connection Top Type OOV2 cast aluminium for directly flanging of the fan Ø 160mm		











Part No.	Description	Price	Photo
110-002	Bracket zinc-plated steel, for fixing the suspension on the channel		
010-002	Ceiling Suspension zinc-plated steel, for fixing the channel directly to the ceiling		
130-050 130-100 130-200	Slotted Duct Suspension V-shape (without bracket and fixing angle) 1 Set = 2 Pipes up to = 500mm up to = 1000mm up to = 2000mm		
131-050 131-100 131-200	Longitudinal Stiffener to stabilize the duct suspension up to = 500mm up to = 1000mm up to = 2000mm		
131-017 131-018	Mounting Profile galvanized steel, completely with mounting clamps for I-beams Length = 300mm Length = 500mm		
132-600 132-000	Wall Bracket galvanized steel, to suspension of the channel Length = 600mm Length = 1000mm		











Part No.	Description	Price	Photo
<p>Hose Trolley Type ATS 2000 With galvanized steel frame, with 8 ball-bearing nylon wheels, cast aluminium nozzle with stainless steel sliding plates.</p> <p><u>without shut-off valve</u></p> <p>140-125 Hose connection Ø 125mm 140-150 Hose connection Ø 150mm</p> <p><u>with shut-off valve</u></p> <p>141-125 Hose connection Ø 125mm 141-150 Hose connection Ø 150mm</p>			
<p>153-041</p>	<p>Spring Balancer Type ATS 2000 with conical drum, with ratchet and accessories</p> <p>Rope length: 8,0m Retracting force: 8,5 - 15kg</p>		
<p>153-001</p>	<p>Balancer Support Type ATS 2000 for hose trolley Type ATS 2000</p>		
<p>1410-125 1410-150</p>	<p>Swivel Connector for Exhaust Gas Hose zinc coated steel</p> <p>Ø125mm Ø150mm</p>		











Part No.	Description	Price	Photo
<p>Exhaust Gas Hose Type TR High-quality exhaust gas hose made of TPE coated polyester fabric with outside nylon helix covered by an extremely wear-resistant scuff strip. Temperature rated up to 200°C, and resistant to all exhaust gases, fuels and oils. Super Lightweight and highly flexible.</p> <p>964-125 Ø 125mm price / m 964-150 Ø 150mm price / m 964-200 Ø 200mm price / m</p> <p>Delivery in any desired length up to 15m</p>			
<p>Exhaust Gas Hose Type HT-300 High-quality, specially coated, high temperature fabric wall with external helix made of stainless steel. Temperature rated up to 300°C, flame resistant, resistant to all exhaust gases and oil, highly flexible.</p> <p>972-125 Ø 125mm price / m 972-150 Ø 150mm price / m 972-200 Ø 200mm price / m</p> <p>Delivery in any desired length up to 15m</p>			
<p>Exhaust Gas Hose Type HT-500 Double-layered construction High-quality, specially coated, high temperature fabric wall with external helix made of stainless steel. Temperature rated up to 500°C, flame resistant, resistant to all exhaust gases and oil, highly flexible.</p> <p>981-125 Ø 125mm price / m 981-150 Ø 150mm price / m 981-200 Ø 200mm price / m</p> <p>Delivery in any desired length up to 15m</p>			
<p>Exhaust Gas Hose Type HT-800 Double-layered construction High-quality, specially coated, high temperature fabric wall with external helix made of stainless steel. Temperature rated up to 800°C, flame resistant, resistant to all exhaust gases and oil, highly flexible.</p> <p>984-125 Ø 125mm price / m 984-150 Ø 150mm price / m 984-200 Ø 200mm price / m</p> <p>Delivery in any desired length up to 15m</p>			








Part No.	Description	Price	Photo
<p>Exhaust Gas Nozzle with Clamping Device for Trucks Neoprene body with opening for testing device. Hose connection bent upwards 60°. Nozzle comes with protection grid.</p> <p>Intake opening: 220 x 120mm</p> <p>935-125 for Hose Ø125mm 935-150 for Hose Ø150mm</p>			
<p>Exhaust Gas Nozzle with Clamping Device for Trucks Neoprene body with opening for testing device. Nozzle comes with protection grid.</p> <p>Intake opening: Ø170mm</p> <p>934-125 for Hose Ø125mm 934-150 for Hose Ø150mm</p>			
<p>Exhaust Gas Nozzle with Clamping Device for Trucks Made of Aluminium. Nozzle comes with protection grid.</p> <p>932-125 for Hose Ø125mm 932-150 for Hose Ø150mm 932-200 for Hose Ø200mm</p>			
<p>Exhaust Gas Nozzle with Clamping Device for Trucks Made of Stainless steel. Nozzle comes with protection grid.</p> <p>932-126 for Hose Ø125mm / opening Ø150 932-151 for Hose Ø150mm / opening Ø200 932-201 for Hose Ø200mm / opening Ø250</p>			
<p>Conical Nozzle for Single Pipe Neoprene body with opening for testing</p> <p>931-125 for Hose Ø125mm 931-150 for Hose Ø150mm</p>			
<p>Exhaust Gas Funnel on Stand Made of Stainless Steel, with stand. Adjustable 100 up to 500mm. Intake opening: 300 x 200mm</p> <p>1100-200E for Hose Ø200mm</p>			
<p>Exhaust Gas Funnel on Stand Made of zinc coated steel sheet, with stand. Adjustable 100 up to 500mm.</p> <p>1110-150 for Hose Ø150 / Intake opening Ø250 1110-200 for Hose Ø200 / Intake opening Ø300</p>			

Part No.	Description	Price	Photo
<p>933-160 933-160E 933-200 933-200E</p>	<p>Extraction-Adapter for Stack-Pipes Length ~ 2m, made of zinc coated steel, with handle. (E = made of Stainless Steel) for Hose Ø150 / Intake opening Ø250 for Hose Ø150 / Intake opening Ø250 for Hose Ø200 / Intake opening Ø300 for Hose Ø200 / Intake opening Ø300</p>		
<p>955-125 955-150 955-200</p>	<p>Hose Suspension Sleeve for Hose Ø125mm for Hose Ø150mm for Hose Ø200mm</p>		
<p>156-125 156-150 156-200</p>	<p>Hose Clamp for Hose Ø125mm for Hose Ø150mm for Hose Ø200mm</p>		
<p>158-125 158-150 158-200</p>	<p>Rubber Sleeve for Hose Ø125mm for Hose Ø150mm for Hose Ø200mm</p>		
<p>957-125 957-150 957-200</p>	<p>"Female" Hose Quick Connector Type W for Hose Ø125mm for Hose Ø150mm for Hose Ø200mm</p>		
<p>957-126 957-151 957-201</p>	<p>"Male" Hose Quick Connector Type M for Hose Ø125mm for Hose Ø150mm for Hose Ø200mm</p>		
<p>902-150 902-200</p>	<p>Wall mounted Hose Support for Hose Ø150mm for Hose Ø200mm</p>		
<p>945-125 945-150 945-200</p>	<p>Hose Connecting Support for Hose Ø125mm for Hose Ø150mm for Hose Ø200mm</p>		
<p>155-010</p>	<p>Rope with Ring for suspension of the exhaust gas nozzle when not in use and operation of the hose trolley valve. Standard length: 3m</p>		



Part No.	Description	Price	Photo
810-031	Fan Type ATS 31 Cast Aluminium Pressure Blower max. 3120m³/h, max. 2300Pa 2,4kW - 4,55A - IP54 Weight: 47,0kg Sound level: 85 dB(A) 3~ 400V 50Hz		
852-200	Outlet Connector Ø200mm		
854-200	Intake Connector Ø200mm		
863-200	Flexible connection (pair) Ø200mm		
864-002	Vibration Absorbers (4 Pcs)		
855-090	Fan Bracket - Wall Type		
870-050	Motor Protection Switch 4,0 - 6,0A		
810-041	Fan Type ATS 41 Cast Aluminium Pressure Blower max. 4200m³/h, max. 2700Pa 3,8kW - 7,7A - IP54 Weight: 49,0kg Sound level: 89 dB(A) 3~ 400V 50Hz		
852-200	Outlet Connector Ø200mm		
854-250	Intake Connector Ø250mm		
863-250	Flexible Connection (Pair) 1Pc Ø200mm / 1Pc Ø250mm		
864-002	Vibration Absorbers (4 Pcs)		
855-090	Fan Bracket - Wall Type		
870-060	Motor Protection Switch 6,0 - 10,0A		

Part No.	Description	Price	Photo
820-250	Fan Type ATS 250 Steel sheet housing and rotor Motor: made by Siemens max. 4000m³/h, max. 1800Pa 1,5kW - 3,25A - IP54 Weightt: 60,0kg Sound level: 82dB(A) 3~ 400V 50Hz		
850-250	Outlet Connector Ø250mm		
853-250	Intake Connector Ø250mm		
863-250	Flexible Connection (Pair) Ø250mm		
864-002	Vibration Absorbers (4 Pcs)		
855-250	Fan Bracket - Wall Type		
870-040	Motor Protection Switch 2,4 - 4,0A		
820-315	Fan Type ATS 315 Steel sheet housing and rotor Motor: made by Siemens max. 6000m³/h, max. 3000Pa 3,0kW - 6,1A - IP54 Weight: 90,0kg Sound level: 87dB(A) 3~ 400V 50Hz		
850-315	Outlet Connector Ø315mm		
853-315	Intake Connector Ø315mm		
863-315	Flexible Connection (Pair) Ø315mm		
864-002	Vibration Absorbers (4 Pcs)		
855-315	Fan Bracket - Wall Type		
870-060	Motor Protection Switch 6,0 - 10,0A		

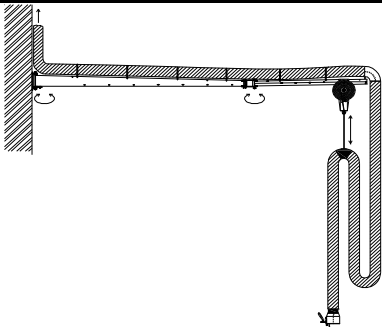
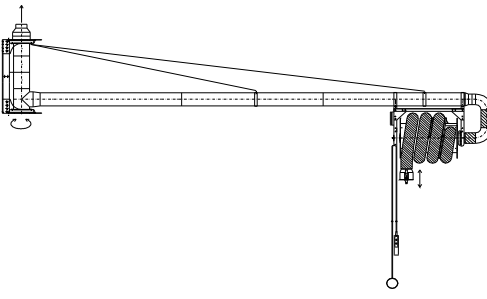
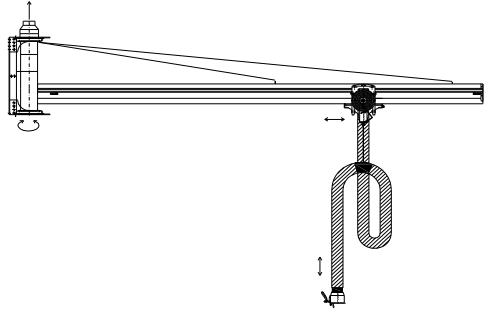
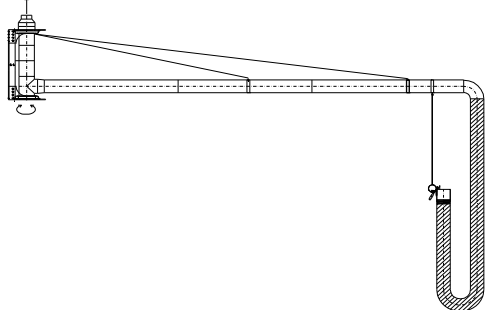
Part No.	Description	Price	Photo
820-355	Fan Type ATS 355 Steel sheet housing and rotor Motor: made by Siemens max. 7500m ³ /h, max. 2600Pa 4,0kW - 7,8A - IP54 Weight: 95,0kg Sound level: 90dB(A) 3~ 400V 50Hz		
850-355	Outlet Connector Ø355mm		
853-355	Intake Connector Ø355mm		
863-355	Flexible Connection (Pair) Ø355mm		
864-002	Vibration Absorbers (4 Pcs)		
855-355	Fan Bracket - Wall Type		
870-060	Motor Protection Switch 6,0 - 10,0A		
820-400	Fan Type ATS 400 Steel sheet housing and rotor Motor: made by Siemens max.10000m ³ /h, max.2400Pa 7,5kW - 13,8A - IP54 Weight: 120,0kg Sound level: 91dB(A) 3~ 400V 50Hz		
850-400	Outlet Connector Ø400mm		
853-400	Intake Connector Ø400mm		
863-400	Flexible Connection (Pair) Ø400mm		
864-002	Vibration Absorbers (4 Pcs)		
855-400	Fan Bracket - Wall Type		
870-070	Motor Protection Switch 10,0 - 16,0A		

Part No.	Description	Price	Photo
890-100 890-125	<p>Sound Absorbing Cabinet Zinc coated steel frame construction with soundproof wall panels and inspection door.</p> <p>Sound damping ~ 15-18 dB(A) Type WN 100 (for Fan ATS 31, 41, 250) Dimension: 920 x 920 x 920mm</p> <p>Type WN 125 (for Fan ATS 315 - 400) Dimension: 1170 x 1170 x 1170mm</p>		
870-700	Safety Switch		
890-101	<p>Wall Bracket f. Sound Absorbing Cabinet galvanized steel profile for Type WN 100 / 125</p>		
891-160 891-200 891-250 891-315	<p>Sound Absorber Length = 900mm</p> <p>Ø160mm Ø200mm Ø250mm Ø315mm</p>		
893-160 893-200 893-250 893-315	<p>Deflection Hood with rain water outlet and protective grid</p> <p>Ø160mm Ø200mm Ø250mm Ø315mm</p>		
894-160 894-200 894-250 894-315	<p>Horizontal Outlet zinc coated steel with protective grid</p> <p>Ø160mm Ø200mm Ø250mm Ø315mm</p>		
895-160 895-200 895-250 895-315	<p>Roof Penetration zinc coated steel, for flat roof type For customized design 25% extra charge.</p> <p>Ø160mm Ø200mm Ø250mm Ø315mm</p>		
896-160 896-200 896-250 896-315	<p>Wall Penetration zinc coated steel</p> <p>Ø160mm Ø200mm Ø250mm Ø315mm</p>		

Part No.	Description	Price	Photo
Spiral Duct DIN 24145 zinc coated steel Delivery length: 3m 1021-160 Ø160mm price / m 1021-200 Ø200mm price / m 1021-250 Ø250mm price / m 1021-315 Ø315mm price / m			
Duct Bend 90° 1022-160 Ø160mm 1022-200 Ø200mm 1022-250 Ø250mm 1022-315 Ø315mm			
Duct Bend 45° 1023-160 Ø160mm 1023-200 Ø200mm 1023-250 Ø250mm 1023-315 Ø315mm			
T-Piece 90° for Duct 1024-160 Ø160mm 1024-200 Ø200mm 1024-250 Ø250mm 1024-315 Ø315mm			
Reducing Joint 1025-250 Ø200 - 160mm 1025-314 Ø250 - 200mm 1025-315 Ø315 - 250mm			
Duct Damper manual operated 1027-160 Ø160mm 1027-200 Ø200mm 1027-250 Ø250mm 1027-315 Ø315mm			
Shut-Off Valve with rope and ring 1027-161 Ø160mm 1027-201 Ø200mm 1027-251 Ø250mm 1027-316 Ø315mm			
Connector for Spiral Duct 1028-160 Ø160mm 1028-200 Ø200mm 1028-250 Ø250mm 1028-315 Ø315mm			
Connector for Pipe Fittings 1029-160 Ø160mm 1029-200 Ø200mm 1029-250 Ø250mm 1029-315 Ø315mm			

Part No.	Description	Price	Photo
1032-160 1032-200 1032-250 1032-315	Mounting Bracket Ø160mm Ø200mm Ø250mm Ø315mm		
1026-000	Sealing Tape, self adhesive Length: 20m, Width 50mm		

System Type "Boom Arm"

525-4517	Type ATS 45-150-7 Boom Arm L=5000mm included: Wall Bracket, Boom Arm made of Round Pipe, Nozzle, Balancer, Plastic Hose Suspension Sleeve, Exhaust Hose Type TR Ø150/7,5m up to +200°C		
600-...	Type ATS - ASF... (with Spring Reel) Type ATS - ASE... (with Motorized Reel) Boom Arm L=...mm included: Wall Bracket, Boom Arm made of Round Pipe, 2 Ball Beared Flange, Brake, Rope with Ring, Hose Reel Type ATS-ARE-... (Motorized) with Pendant Switch, Function Hose UP/DOWN or Hose Reel Type ATS-ARF... (Spring)		
610-...	Type ATS - AKW... Boom Arm L=...mm included: Wall Bracket, Boom Arm made of Round Pipe, 2 Ball Beared Flange, Brake, Limit Stop, Slotted Suction Channel Type ATS-... with Hose trolley Type ATS-..., with Balancer, Exhaust Hose L=..., Ø..., max. +...°C and Nozzle		
620-...	Type ATS - ARS... Boom Arm L=...mm included: Wall Bracket, Boom Arm made of Round Pipe, 2 Ball Beared Flange, Brake, Exhaust Hose L=..., Ø..., max. +...°C, Nozzle and Rope and Ring		

We care about you !



China


Russia

Germany



Austria

India



Switzerland

USA

Belgium



Australia



Spain



We care about you !

